
ELECTRICAL SERVICES

From under carpet wiring to overhead lighting, Freeman has the power to simplify your electrical needs and installation. We've answered your most common questions below to help you place your order or prepare for a detailed discussion. Whether you require basic household/office power or a more technical installation for equipment, audio-visual presentations or truss lights, our electrical specialists and qualified electricians are always available to assist you.

How do I know how much power I need?

First, review a layout of your exhibit, noting all of the items in it that require power. Consider lighting, computer equipment, and your own product. Are you bringing or renting any a/v equipment or ordering catering services that might need power? Will you be using a lead retrieval machine? If it's an item that plugs into a standard wall outlet found in a home or office (in North America), it will require 110/120 volt power. 208 or 480 volt power is generally used for machinery or industrial cooking devices and is ordered by single or 3 phase.

Next, mark the voltage and wattage or amperage (referred to as "load") (100 watts = 1 amp) of each piece of equipment at it's location in the booth. This information should be provided on a name plate or stamp usually located on the back or bottom of the equipment. If not indicated, check our accompanying electrical usage guide for estimated wattages for common items used at trade shows or call your rental company/caterer for specifics. For lighting, loads are dictated by the wattage of the bulbs. Arm lights included with Freeman exhibit packages use 200 watt bulbs. Keep in mind that you need to order power for any lighting within your booth unless the lights are ordered directly from the Electrical Department (those listed on the Freeman electrical order form).

Finally, total the wattage for the 120 volt devices in each area and select an outlet that meets or exceeds that total. Separate outlets should be ordered for each piece of equipment and/or each power location to help minimize tripping/power outages. It is always safer to slightly overestimate your power requirements. Wattage or amperages cannot be combined for 208 or 480 volt apparatus. Please order separate outlets for each.

Do I need to order labor?

As the official service contractor, electrical installations must be performed by Freeman union labor. Labor is required for any electrical work over and above the delivery of outlets to the back wall of inline booths. Labor orders will automatically be input upon receipt of an electrical layout for under carpet installation (floor work) or to connect any 208 volt or higher services (hook up). Dismantle labor for electrical services is calculated at 50% of the installation time since much of the work is performed on a mass basis after booths are removed from the exhibit hall. Please see the electrical labor order form for further details, rules and regulations.

What is an electrical layout and why do I need one?

Like your own home, electrical boxes and wiring should not be visible once the exhibit is completed. At show site, they are the first things to be installed so that they can be hidden by drape, walls or counters and under flooring or carpet. Electricians, therefore, work on a blank slate. A good electrical layout or floor plan provides them with a simple overhead view of your booth indicating the locations and load of each electrical outlet and the orientation of your booth within the show itself. The layout should be to scale and provide specific measurements to each outlet along with surrounding aisle or booth numbers to ensure accuracy. For island booths, a main power location must also be indicated as it is the location from which other outlets are fed. Please see the sample layouts and electrical grid for further information.

When a layout and credit card are provided in advance, Freeman makes every effort to ensure that the floor work is completed before you arrive so that there is no delay in assembling your booth. Once carpet is laid, installing or changing electrical services becomes much more difficult and potentially costly.

Please note that layouts, complete with mandatory information, are required prior to the deadline date for electrical orders to be eligible for advance rates. Layouts are not required if all outlets are located at the back wall in inline booths.

Is the price for power per day?

Outlet or connection prices are typically for an entire show.

What is 24 hour power?

Many facilities these days are energy conscious and therefore turn off power overnight during show days. Power is turned off 1/2 hour after the show closes at the earliest and restored no later than 1/2 hour before the show opens the following day. 24 hour power is, as it sounds, power that is continuously on 24 hours per day.

If your booth includes, for example, refrigeration equipment, an aquarium or programmable apparatus that depends on uninterrupted power, you should consider ordering 24 hour service. Power is usually not turned off during move-in or move-out.

Where does the power come from?

Depending on the facility, the power can come from overhead catwalks, floor ports, columns, wall outlets or a combination of these sources. Check with the local Freeman branch office for more information.

Where will my power be located?

In-line and peninsula booths will find their main power source on the floor somewhere along the rear drape line of their booth. Island booths need to submit an electrical layout. Please see the sample layouts and electrical grid for further information.

What if I need power at another location besides the rear of my booth? What if I have multiple power locations?

Exhibitors requiring power at any location other than a back wall must submit an electrical layout. Please see the sample layouts and electrical grid for further information.

How many places will I have to plug in? How many things can I plug in?

For planning purposes, you should always assume that there is only one connection point per outlet ordered. Power strips can provide additional sockets but do not confuse having more places to plug in with additional power. For example – An order is placed for a 500 watt outlet. A track light with 4 – 100 watt bulbs is plugged in to a power strip connected to the outlet, using 400 of the 500 watts. Any lighting or equipment now plugged in to a second socket may not exceed 100 watts.

Also keep in mind that power strips are designed, for safety purposes, to trip at 1500 watts or 15 amps. Using a power strip with a 2000 watt (20 amp) outlet will reduce it to a 1500 watt outlet.

All orders exceeding 120 volt/20 amps provide one connection point only, cannot accommodate power strips and require labor for installation.

F R E E M A N

Can I bring my own extension cords and power strips? (Also known as plug strips, multi strips, etc.)

Exhibitors may use their own extension cords and power strips under the following conditions:

- The equipment must be 3 wire, 14 gauge minimum with a ground.
- The extension cords must be flat if they are to be laid under carpet. (Labor is required to lay the cords.)
- All power strips must have circuit protection.

Can I run my extension cords under the carpet myself?

For safety reasons, exhibitors are not allowed to run any electrical wiring under any type of floor covering or where they may be concealed in the booth structure. The show's electrical contractor is liable for electrical installations and therefore must perform all floor or booth work.

Will my floor work be completed before I arrive?

Every attempt is made to have floor work completed prior to carpet installation if you have submitted the following:

- A completed electrical order form.
- A valid and authorized credit card to be kept on file for the company.
- An electrical layout indicating the main power location, dimensions to each power location, the power required at each location, and surrounding aisle or booth numbers to determine orientation of the booth.

Labor and material charges apply.

When will my power be turned on?

Power is only guaranteed to be installed before the show opens. If Freeman is allowed early access to the facility, power is normally ready the first day of move-in for exhibitors but any special requests such as temporary chain motor power, programming machinery or testing equipment should be noted on your order.

Do I need lighting?

Lighting can dramatically change the impact of an exhibit, no matter the size. Used effectively, lighting can emphasize specific areas of a booth or highlight products. Also, an exhibit will appear dark and uninviting if the surrounding booths are lit and yours is not.

Can I hang my own lights?

10 x 10 booths with pop-up displays (a display that can be assembled in less than 30 minutes without tools) can hang their own lights and plug them in without ordering labor. Typically, exhibitors themselves can hang up to 7 lights as long as they require no more than 20 amps in total but it is best to clarify with the local branch. If a decorating company (including Freeman) has been contracted to install a display, electrical labor is required to install the lights. Due to union contracts, no other union is allowed to install electrical equipment.

Do I need to order power for my lighting?

Exhibitors ordering Electrical Services lighting (those listed on the Freeman electrical order form) do not need to order power. It is included in the rental. Exhibitors supplying their own lighting or renting lights need to order power. Labor may be required to hang the lights.

Do I need to order labor to plug in my lights or equipment?

Most 120 volt connections do not require labor. Exhibitors are welcome to plug in their own standard office devices. Labor is required for all 208 or 480 volt connections and if lights or equipment need wiring or if electrical cords are to be run under the carpet or in concealed areas to ensure that all electrical codes and building rules are met.

How can I save money and frustration when ordering electrical services?

Most importantly, be sure to submit your order before the discount price deadline date. If an electrical layout is needed, it also must be received, complete with mandatory information, before the deadline date to be eligible for discount pricing. Late orders can be subject up to a 50% increase in cost because of the behind-the-scenes planning required to distribute power.

Don't underestimate your power requirements and work within the local rules, regulations and union jurisdictions. They have been implemented to avoid problems. While it may seem simple to plug in lights and equipment, it is not uncommon for exhibit or non electrical staff to overload circuits. Trouble calls can become expensive when it takes time to find the source of a problem.

If unsure about labor, call us for direction and if necessary, place a "will call" order before the discount price deadline date. You will only incur a charge if labor is dispatched to your booth but you'll have secured the advance pricing. And, check in with the electrical or service desk as soon as you know you need labor, not at the time you want the electricians in your booth. It will help to avoid delays as we can schedule accordingly.

Lastly, try to resolve any disputes at show site. It is much easier to discuss electrical issues when both parties can physically review the installation.

Additional questions?

Call customer service at the number listed on the Quick Facts and ask for the Electrical Services Department. For fast, easy ordering, tools, and helpful hints go to www.myfreemanonline.com.

FREEMAN

6555 West Sunset Road
Las Vegas, NV 89118
Ph: 702-579-1700 • Fax: 469-621-5604
FreemanLasVegasES@freemanco.com

**DISCOUNT PRICE
DEADLINE DATE
OCTOBER 7, 2011**

INCLUDE THE FREEMAN METHOD OF
PAYMENT FORM WITH YOUR ORDER

NAME OF SHOW: **SEMA SHOW 2011 / NOVEMBER 1-4, 2011**

COMPANY NAME: _____ BOOTH #: _____

CONTACT NAME: _____ PHONE #: _____

E-MAIL ADDRESS: _____

For Assistance, please call 702-579-1700 to speak with one of our experts.

For fast, easy ordering, go to www.freemanco.com/store

ELECTRICAL OUTLETS (Double Price for 24 Hour Service)

110/120 VOLT					
	QTY Show	QTY 24 Hr.	Discount Price	Standard Price	TOTAL
500 Watts (5 amps)	_____	_____	83.25	125.00 = \$	_____
1000 Watts (10 amps)	_____	_____	123.25	185.00 = \$	_____
2000 Watts (20 amps)	_____	_____	163.00	244.50 = \$	_____

208 VOLT SINGLE PHASE (Labor Required for Connection)					
20 Amps	_____	_____	304.00	456.00 = \$	_____
30 Amps	_____	_____	353.50	530.25 = \$	_____
60 Amps	_____	_____	500.25	750.50 = \$	_____
100 Amps	_____	_____	696.00	1,044.00 = \$	_____

208 VOLT THREE PHASE (Labor Required for Connection)					
20 Amps	_____	_____	405.00	607.50 = \$	_____
30 Amps	_____	_____	470.50	705.75 = \$	_____
60 Amps	_____	_____	665.75	998.75 = \$	_____
100 Amps	_____	_____	927.00	1,390.50 = \$	_____
200 Amps	_____	_____	1,577.25	2,366.00 = \$	_____
400 Amps	_____	_____	3,131.25	4,697.00 = \$	_____
Transformer to Boost 208V to Approx. 230V - \$3.85 per Amp (20 Amp Min.)					
	Qty _____		Amps _____	= \$	_____

480 VOLT THREE PHASE (Labor Required for Connection)					
20 Amps	_____	_____	486.25	729.50 = \$	_____
30 Amps	_____	_____	564.50	846.75 = \$	_____
60 Amps	_____	_____	799.00	1,198.50 = \$	_____
100 Amps	_____	_____	1,112.25	1,668.50 = \$	_____
200 Amps	_____	_____	2,299.75	3,449.75 = \$	_____

SPECIAL LIGHTING (Price Includes Power & Labor for Installation)					
Single Light Stand	_____	_____	81.75	122.75 = \$	_____
Double Light stand	_____	_____	122.50	183.75 = \$	_____
4' Track with 3 Lights	_____	_____	153.50	230.25 = \$	_____
Arm Light	_____	_____	96.25	144.50 = \$	_____
Overhead Quartz Light*	_____	_____	290.00	435.00 = \$	_____

*May require labor and or lift at additional charge.

LABOR (Minimum Charge for Orders - 1 hour)

	Advance Price	Show Site Price
Straight Time (per hour).....	\$ 85.50	\$ 111.25
Monday - Friday, 8:00 am - 5:00 pm (Excluding Holidays)		
Overtime (per hour).....	\$ 161.75	\$ 210.25
Monday - Friday, 5:00 pm - 8:00 am, All day Saturday, Sunday and Holidays		

* Dismantle labor is charged at 50% of the install labor.

ADDITIONAL INFORMATION

- To honor discount prices we must receive your order with full payment prior to the deadline date along with a floor plan indicating the main power location and distribution points, if applicable. (see below)
- Outlet prices for 120 Volt power include delivery of the service to one location at the rear of the booth in peninsula and in-line booths. If you require outlets in other locations, have lights or electrical items to hang or erect, or have other electrical requirements please see the Electrical Labor order form for rates and instructions.
- A scaled floor plan is required for orders with multiple outlet locations and/or island booths. Detailed examples are provided on reverse. If a power location in an island booth is not provided prior to show move-in, a location will be determined by Freeman in order to maintain delivery schedules. Relocation of the service will be charged on a time and material basis.
- Electricity is turned on 30 minutes prior to show opening and turned off 30 minutes after show closes on show days. Power will be turned off immediately after final show closing. If you require power outside actual show hours, special arrangements should be made in advance. Additional charges may apply.
- If an uninterrupted power supply is required for the full duration of the show, please order 24 hour power.
- If a dedicated circuit is required, please order 2000 watts/20 amps.
- Separate outlets should be ordered for each piece of equipment and/or each power location.
- A 50% refund will be applied to electrical services cancelled after installation. Refunds will not be issued for materials and/or labor charges related to the installation.
- Extension cords and power strips are available at the Show Service Desk.

TOTAL COST

Outlet(s)	\$ _____
Lighting	\$ _____
Tax	\$ N/A
GRAND TOTAL	\$ _____

FREEMAN electrical

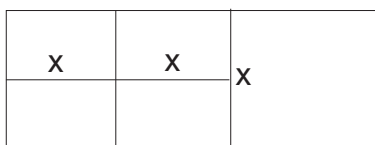
ELECTRICAL INSTRUCTIONS & CONDITIONS

HOW TO CALCULATE YOUR ELECTRICAL REQUIREMENTS:

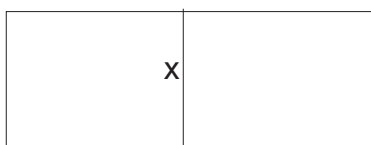
1. To order power for your lights, take the wattage on the bulb and multiply by the number of lights you are using.
2. For equipment, you may place your order by reading the rating plate on each individual piece of equipment. A separate outlet should be ordered for each piece of equipment as well as each location you require power. Rating plates are located on all pieces of electrical equipment and will indicate wattage, amperage or horsepower, voltage and phasing.
3. Dedicated outlets require a minimum 20 amp outlet and are double the price.

WHERE YOUR OUTLET WILL BE LOCATED IN YOUR BOOTH:

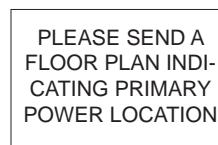
1. Your power will be installed in one location as indicated in the following diagrams, typically outlets will be placed on the floor in the back of the booth.
2. If power is required in locations other than those indicated below, secondary distribution will be billed on a time and material basis.
3. If a location for power in island booths is not provided prior to show move-in, you will be charged time & material for installation of main power as well as secondary distribution.



LINE BOOTHS / PENINSULA



BACK TO BACK PENINSULA



ISLAND BOOTH

Please see #3 above

OTHER:

1. **Labor is required for:** all under-carpet distribution of electrical wiring, all overhead distribution of electrical wiring, including coaxial cable, fiber optics, CAT5, etc. and the distribution of same from product to booth and from booth to booth, installation of lighting, electrical equipment, lighted signs, etc., when the combination of all outlets is greater than 20 amps or voltage is higher than 120 volts, for inspection of exhibitors power panels and equipment prewired to plug into our system. Billing will be done on a time and material basis. Please see Electrical Labor Order Form to place your order.
2. All material and equipment provided by Freeman Electrical Services is for rental purposes only and remains the property of Freeman Electrical Services. The provisions will be removed at the close of the show.
3. All equipment regardless of power source, must comply with Federal, State, and local codes. Freeman Electrical Services reserves the right to inspect all electrical devices and connections to ensure compliance with all codes. Freeman Electrical Services is required to refuse connections where the exhibitor wiring is not in accordance with local electrical code.
4. Standard wall and other permanent building utility outlets or sockets are not part of booth space and may not be used by exhibitors unless electrical services have been ordered.
5. Exhibitors' cords must be a minimum of 14 gauge 3 wire with ground and must be flat when used for floorwork. All multi-outlet devices shall have circuit protection. All exposed non-current carrying metal parts of fixed equipment, which are liable to be energized, shall be grounded.
6. Exhibitors' equipment will be modified to conform to Freeman Electrical Service's cord caps and will be billed on a time and material basis.
7. Exhibitors with hardwall displays must arrange for power to be dropped inside the booth or provide access.
8. The first ninety feet of cabling provided to deliver power to your booth is free. If additional cable is necessary to power your booth, it will be charged on a time and material basis.
9. Power sharing is not permitted between exhibitors.

FREEMAN

6555 West Sunset Road
Las Vegas, NV 89118
Ph: 702-579-1700 • Fax: 469-621-5604
FreemanLasVegasES@freemanco.com

**DISCOUNT PRICE
DEADLINE DATE
OCTOBER 7, 2011**

INCLUDE THE FREEMAN METHOD OF
PAYMENT FORM WITH YOUR ORDER

NAME OF SHOW: **SEMA SHOW 2011 / NOVEMBER 1-4, 2011**
COMPANY NAME: _____ BOOTH #: _____
CONTACT NAME: _____ PHONE #: _____
E-MAIL ADDRESS: _____

For Assistance, please call 702-579-1700 to speak with one of our experts.

For fast, easy ordering, go to www.freemanco.com/store

ELECTRICAL LABOR

LABOR RATES

	Advance Price	Show Site Price
Straight Time (per hour).....	\$ 85.50	\$ 111.25
Monday - Friday, 8:00 am - 5:00 pm (Excluding Holidays)		
Overtime (per hour).....	\$ 161.75	\$ 210.25
Monday - Friday, 5:00 pm - 8:00 am All day Saturday, Sunday and Holidays		

* Dismantle labor is charged at 50% of the install labor.

STEP 1

Review the list of work below to determine if electrical labor is required in your booth. None of the following services may be performed by I & D Houses or Exhibitors, as it falls under the Official Service Contractor's responsibility. Time and material charges will apply.

Labor Is Required For:

- 1 Floorwork - Distribution of electrical under carpet and flooring.
- 2 Boothwork - Distribution of electrical overhead (more than one drop location in your booth) and/or through booth structure.
- 3 Hook Up - Connection and hard-wiring of all 208 or higher voltage services, electrical motors, dimmers, disconnects or sound and projection equipment.
- 4 Lighting -
 - a) Assembly and installation of all mechanically fastened static lighting when wattage exceeds 2000 watts or more than 4 lights.
 - b) Assembly, installation and dismantle of electrical headers and/or light boxes.
- 5 Truss Work -
 - a) Assembly and installation of all lighting hung from truss or beams (including assembly and hanging of the truss), overhead lighting and distribution of power cables throughout the truss.
 - b) Assembly of ground support truss specifically for lighting (more than 4 lights or greater than 2000 watts).
- 6 Signage -
 - a) Installation of ground supported or hanging electrical or rotating signs.
 - b) Wiring of overhead signs.
- 7 Inspection - All Exhibitor's power panels and equipment pre-wired to plug into Freeman systems.
- 8 Lift Services -
 - a) Forklift
 - b) Scissorlift
 - c) Boom Lift
- 9 Miscellaneous-
 - a) Any electrical distribution and/or mechanical fastening to the exhibit or display of all electrical equipment, lighting fixtures, power tracks, etc.
 - b) Mounting of single monitors over 6' (to include plasma screens, LCD & CRT) and installation of hanging brackets.
 - c) Changes to or the addition of electrical connectors to electrical apparatus.
 - d) If the combination of all outlets is greater than 2000 watts/20amps or voltage is higher than 120 volt.

STEP 2 (Applicable to Floorwork only)

Complete the authorization below and submit a scaled floor plan indicating a main power drop, exact outlet locations (with wattage or amperage) complete with dimensions and booth orientation indicating surrounding aisle or booth numbers. See example on reverse. Please also submit the Freeman Method of Payment Form with credit card information. Floor work can only be completed in advance with a credit card on file and upon receipt of an acceptable floor plan and authorization to proceed. It is highly recommended to choose this option so that work is completed prior to your arrival and booth set up can begin immediately.

Authorized to proceed without supervision based on accompanying floor plan. Method of Payment attached.

Installation to be complete by Date _____ Time: _____

Authorized Signature: _____ Print Name: _____

If a company representative prefers to be present during electrical distribution, please complete Step 3 indicating Floor Work or #1 as Type of Work.

See Reverse Side for Additional Information and Conditions

NAME OF SHOW:

SEMA SHOW 2011 / NOVEMBER 1-4, 2011

COMPANY NAME:

BOOTH #:

CONTACT NAME:

PHONE #:

E-MAIL ADDRESS:

For Assistance, please call 702-579-1700 to speak with one of our experts.

STEP 3

Indicate the preferred date and time that labor and/or lift is required. (Start times cannot always be guaranteed). If no time is provided, work will be performed on a first-come, first served basis only upon request. Please visit the Freeman service desk to confirm that you are ready for service. If electricians are dispatched at time of request and no supervision is available, a minimum one hour labor charge per electrician will apply.

NAME OF ON-SITE AUTHORIZED REPRESENTATIVE _____

(Enter applicable # from Step1)

Labor Request Day _____ Date _____ Time _____ # of Electricians _____ Type of Work _____

Day _____ Date _____ Time _____ # of Electricians _____ Type of Work _____

Lift Request Day _____ Date _____ Time _____ Est. # of Hours _____ Type of Lift _____

CANCELLATION POLICY

A 50% refund will be applied to electrical outlets cancelled after installation. Refunds will not be issued for materials and/or labor charges related to the installation.

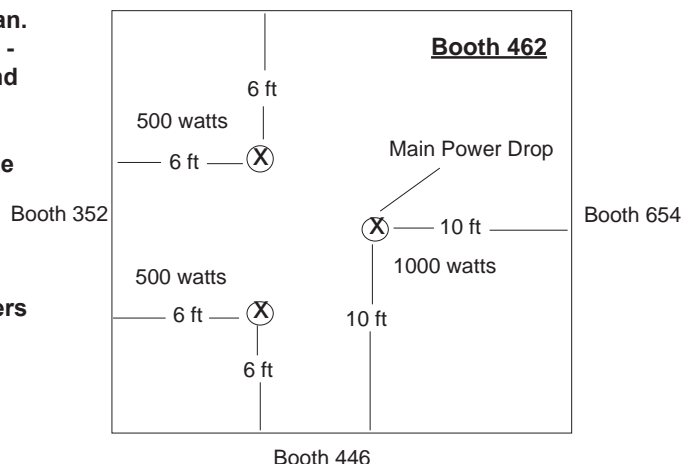
TERMS & CONDITIONS

- 1 Straight time rates apply to labor calls between the hours of 8:00 am and 5:00 pm, Monday through Friday. Overtime rates apply to labor calls before 8:00 am and after 5:00 pm, Monday through Friday, Saturdays, Sundays and Holidays.
- 2 Labor rates are based on current wage scales and are subject to change in the event of a wage increase after rates have been published.
- 3 A minimum charge of one hour is applicable to all labor requests. Additional time on the same day is billed in 1/2 hour increments. Continuations to another day are a minimum of 1 hour. Labor and lift service charges for dismantle will be one-half of the installation charge and will be automatically applied to your invoice.
- 4 Charges for labor commence at time of dispatch to service the labor call. A one hour minimum will apply if an exhibitor representative is not present at the time of call or reschedules the call, unless 24 hour advance notice is received in writing.
- 5 Labor charges will include the time for electricians to gather the necessary tools and material for the job, have their work checked by the client and return the tools and material to the supply area.
- 6 Every effort will be made to dispatch electricians as requested but start times cannot be guaranteed. 8:00 am calls will be filled on a first come first served basis as orders are received.
- 7 The first 90 feet of cable required to deliver power to your booth is provided at no charge. Additional cabling will be supplied on a time and material basis. Exhibitors may supply their own 14 gauge, 3 wire extension cords and/or power strips, both of which must be grounded and UL approved.
- 8 Lift equipment required for installation and dismantle purposes can be rented on an hourly basis, with a one hour minimum. At least one crew will be required to operate the equipment.
- 9 Claims will not be considered, or adjustments made, unless filed in writing, by Exhibitor, prior to the close of the event.
- 10 Freeman is not responsible for any damage or loss caused by the loss of power beyond its control and Exhibitor agrees to hold Freeman, its officers, directors, employees and agents harmless from such power loss. IN NO EVENT SHALL FREEMAN BE LIABLE FOR ANY INDIRECT OR CONSEQUENTIAL DAMAGES (INCLUDING WITHOUT LIMITATION LOST PROFITS) EVEN IF ADVISED OF THE POSSIBILITY OF SUCH DAMAGES, WHETHER UNDER THEORY OF CONTRACT, TORT (INCLUDING NEGLIGENCE), PRODUCTS LIABILITY OR OTHERWISE. Exhibitor shall indemnify and hold harmless Freeman, its officers, directors, employees, and agents from and against any and all claims, liabilities, damages, fines penalties or costs of whatsoever nature (including reasonable attorneys' fees) arising out of or in any way connected with Exhibitor's actions or omissions under this Agreement.

EXAMPLE OF PLAN AND INFORMATION REQUIRED TO COMPLETE FLOORWORK


Please indicate the following on the floor plan.

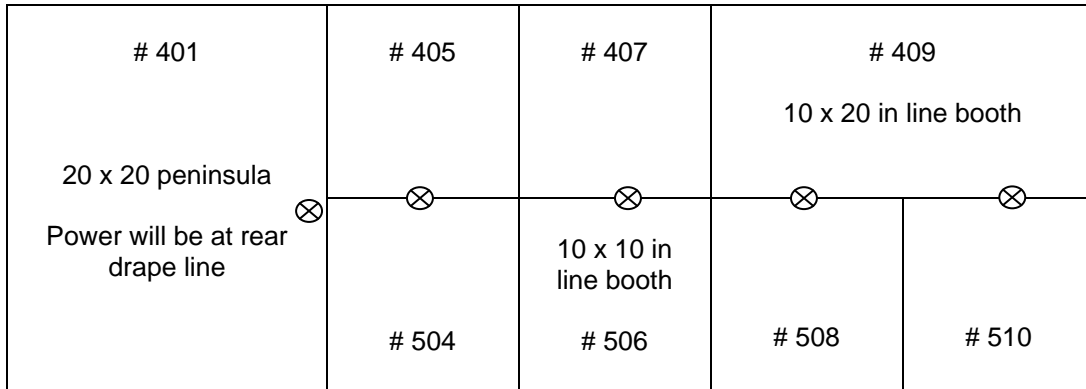
1. Location and load of main power drop - please provide specific dimensions and wattages/ampages.
2. Location and load of all outlets - please provide specific dimensions and wattages/ampages.
3. Booth orientation - please provide surrounding aisle and/or booth numbers



SAMPLE LAYOUTS

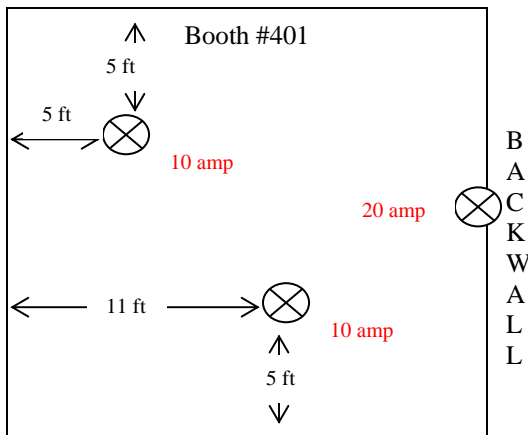
IN LINE BOOTHS

Power is run or dropped to in line booths along the back walls or drape line of multi booth sections. The “main power locations” therefore are always located at the back of in line and peninsula booths. Outlets may not be in the exact center of the back wall. 120 volt outlets are shared by back to back booths. Example: Outlet = 

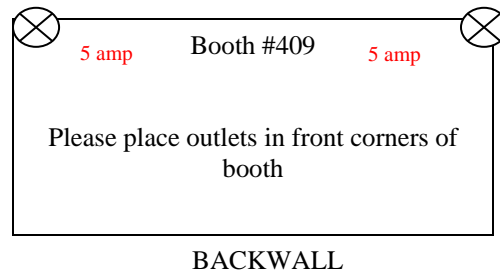


Electrical layouts are required whenever an outlet is needed at any other location within the booth except for the back wall. Exact measurements and/or comments that clearly indicate outlet locations **must be included**. Examples based on above floor plan:

20 x 20 Peninsula – Booth # 401
Order = 2-10 amp, 1-20 amp outlets



10 x 20 In Line – Booth # 409
Order = 2 x 5 amp outlets



ISLAND BOOTHS

Electrical layouts are always required for island booths and **must include** the following information:

1. Main Drop.

Since there is no back wall in an island, the exhibitor supplies the location of the main drop, whether one or multiple outlets are ordered. When it will be the point from which power will be distributed to other outlets in the booth, a panel or other piece of electrical equipment (no larger than? x? x?) will be installed at the main drop. For this reason, it is recommended that main drops be located in a closet, under a table/desk or in another area that keeps it out of sight. Measurements must be provided to the main drop.

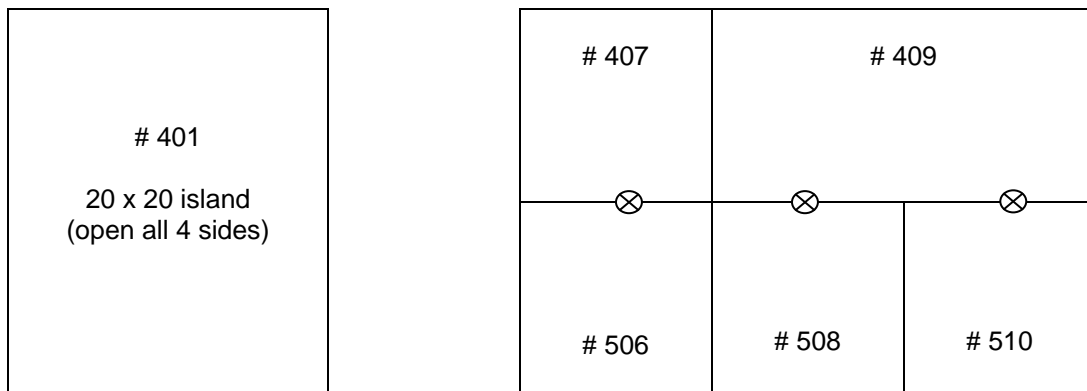
2. Location and load of all outlets.

Again, dimensions must be provided to all satellite outlets along with the load of each outlet. It is best to indicate voltage, phase and amperage for all outlets once an order exceeds 120 volt service.

3. Booth orientation.

Providing reference points such as surrounding aisle and/or booth numbers defines how an island booth is oriented to the overall show floor plan. In other words, which side is which? It is best to draw your layout relative to the show floor plan so that both are facing the same direction. Examples:

Section of show floor plan



20 x 20 Island – Booth # 401

Order = 1 x 208 volt, 3 phase, 10 amp + 120 volt, 2 x 20 amp + 2 x 5 amp outlets

